


Задание № 1. Напишите отрицательные [—] или вопросительные [?] предложения.

- 1) It's Christmas. [?]
- 2) He's Santa Claus. [—]
- 3) She's at the party. [?]
- 4) They're elves. [—]
- 5) She's joyous. [?]
- 6) We're cold. [?]
- 7) You're sad. [—]
- 8) It's freezing outside. [—]
- 9) We're near the Christmas tree. [?]
- 10) I'm asleep. [—]

Задание № 2. Закончите предложения информацией из текста. Пример дан ниже под цифрой ноль (0).

It is a 0) . (Ответ: 0) cat

I'm a little 1) , look at me. These are my buttons, one two 2) . These are my 3)  and

this is my nose. I wear a 4)  and 5) . Brrr... it's cold.

I'm a little 6) , look at me. These are red 7)  on my tiny feet. This is my 8)  and this is












my hat. I like 9)  and jingling 10) .






















Задание № 3. Допишите недостающие буквы в словах. Слова изображены на картинках.

1. 	2. 	3. 	4. 	5. 
6. 	7. 	8. 	9. 	10. 

- 1) Pre_en_
- 2) __ f
- 3) Chri_tm_s tr_e
- 4) B__ l
- 5) C_nd_
- 6) B__ l
- 7) C_ai_
- 8) _ta_
- 9) Ne_ Y_a_
- 10) S_oc_ing

Задание № 4. Используя код, расшифруйте послание.

										
A	D	E	H	I	L	O	P	R	V	Y

- 1)    
- 2) 
- 3)    
- 4)     
- 5)       

Задание № 5. Вставьте в пропуски верное слово.

In England, children do not get their presents (1) ... Christmas Eve, 24th of (2) Father Christmas comes at (3) ... when everyone is asleep. His (4) ... can fly and take him from house (5) ... house to deliver all the gifts. They land on the (6) ... of the houses and then Father Christmas climbs (7) ... the chimney to leave the presents (8) ... the Christmas tree. In the (9) ... of Christmas Day, the 25th of December, children usually get (10) ... very early to unwrap their presents.

- | | | | |
|---------------|------------|----------|------------|
| 1) A after | B at | C on | D in |
| 2) A January | B May | C June | D December |
| 3) A night | B day | C school | D morning |
| 4) A elves | B reindeer | C owls | D horses |
| 5) A on | B till | C at | D to |
| 6) A chimneys | B walls | C roofs | D doors |
| 7) A through | B down | C into | D over |
| 8) A above | B on | C at | D under |
| 9) A morning | B midday | C night | D evening |
| 10) A down | B up | C over | D on |

Ответы:

Задание № 1.	1) 2) 3) 4) 5)	6) 7) 8) 9) 10)
Задание № 2.	1) 2) 3) 4) 5)	6) 7) 8) 9) 10)
Задание № 3.	1) 2) 3) 4) 5)	6) 7) 8) 9) 10)
Задание № 4.	1) 2) 3) 4) 5)	
Задание № 5.	1) 2) 3) 4) 5)	6) 7) 8) 9) 10)

Желаем успеха!